

# Blackwood Fire Company

## Reflective Vests



# Specifications

- ANSI Class II (Public Safety Std. Compliant) Vests
- Breakaway tabs at shoulders and sides
- Lime green with orange and silver reflective striping
- Provided for all riding positions



# Policy


- Effective 11/24/2008, Federal Highway Administration Regulation 23 CFR part 634 mandates use of high visibility safety apparel when working on Federal Aid Highways.
  - Includes State Highway 42
- Blackwood Fire Company policy mandates use of vests whenever personnel are operating in an area where they are exposed to passing traffic.

***“IF YOUR FEET ARE ON THE STREET,  
THE VEST IS ON YOUR CHEST”***



## Typical European crash scene





**...and the shortcoming  
of wearing NO Vest!**

# Vest Storage Locations


Officer

Driver



841/842, R-84, L-84

841/842 crew




Shelf above SCBA seats

R-84 crew



Storage cabinet above SCBA seats

L-84 crew



Floor of tool cabinet



# Donning Vest

- Remove vest from the storage location
- Unfold the vest and hold it so the 84 is facing you





# Donning Vest

- Grasp the midpoint of the bottom panel and hold it in front of your body
  - 84 upside down at top
  - Reflective side facing away from you



# Donning Vest

- Put the vest over your head and shoulders
  - Can be accomplished with or without helmet on
  - on



# Donning Vest

- Attach side straps
- Adjust vest as necessary to ensure proper coverage in front, rear and sides



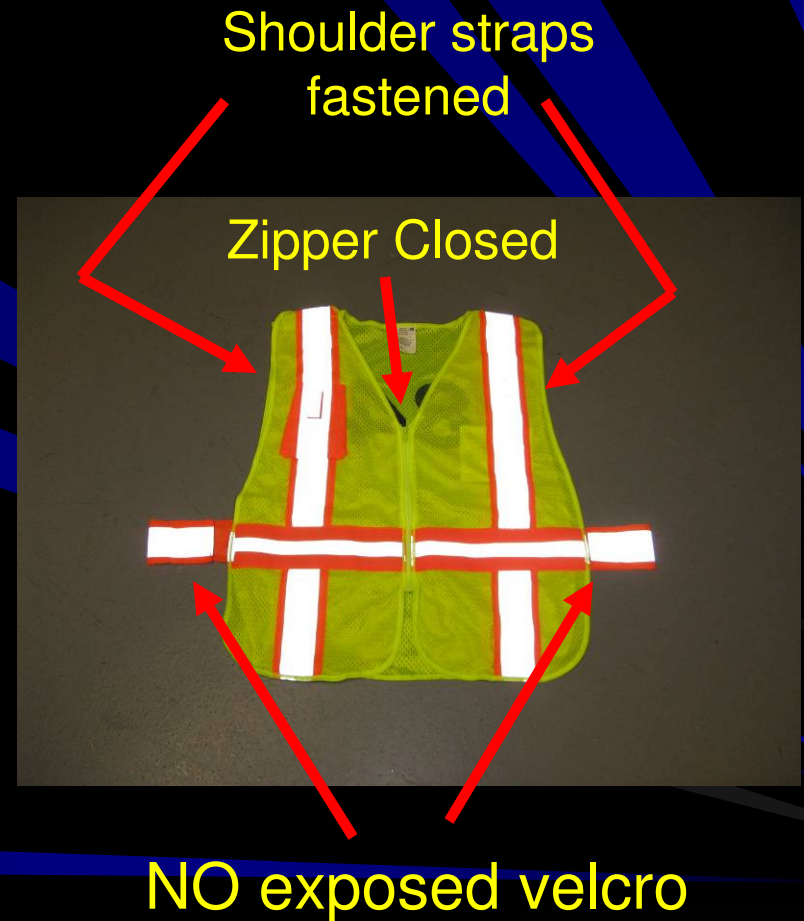
# Restoring Vest

- Proper restoration of the vest will ensure it is ready to be rapidly and properly donned by the next member to use it
  - Improper restoration greatly increases the time and difficulty in donning the vest

■ After removing the vest, ensure the zipper is closed and the shoulder strap tabs are properly fastened

■ Side straps should be unfastened and folded over on themselves so there is NO exposed velcro

– Exposed velcro will stick to other portions of vest, making it difficult to unfold



# Restoring Vest

- Fold vest in half from side to side (1)
- Then fold in half twice from top to bottom (2 and 3)
- Return vest to appropriate storage location



1



2



3

This completes the **Reflective Vest Use and Restoration** slideshow.

This slideshow can be found on the lounge computer and in the Downloads Section of the Blackwood Fire Company website: **[WWW.BLACKWOODFIRE.ORG](http://WWW.BLACKWOODFIRE.ORG)**

